

NATIONAL STATISTICS OFFICE OF GEORGIA

AVERAGE MONTHLY NOMINAL

EARNINGS OF EMPLOYEES

2025 II QUARTER



NATIONAL STATISTICS OFFICE OF GEORGIA

15.09.2025

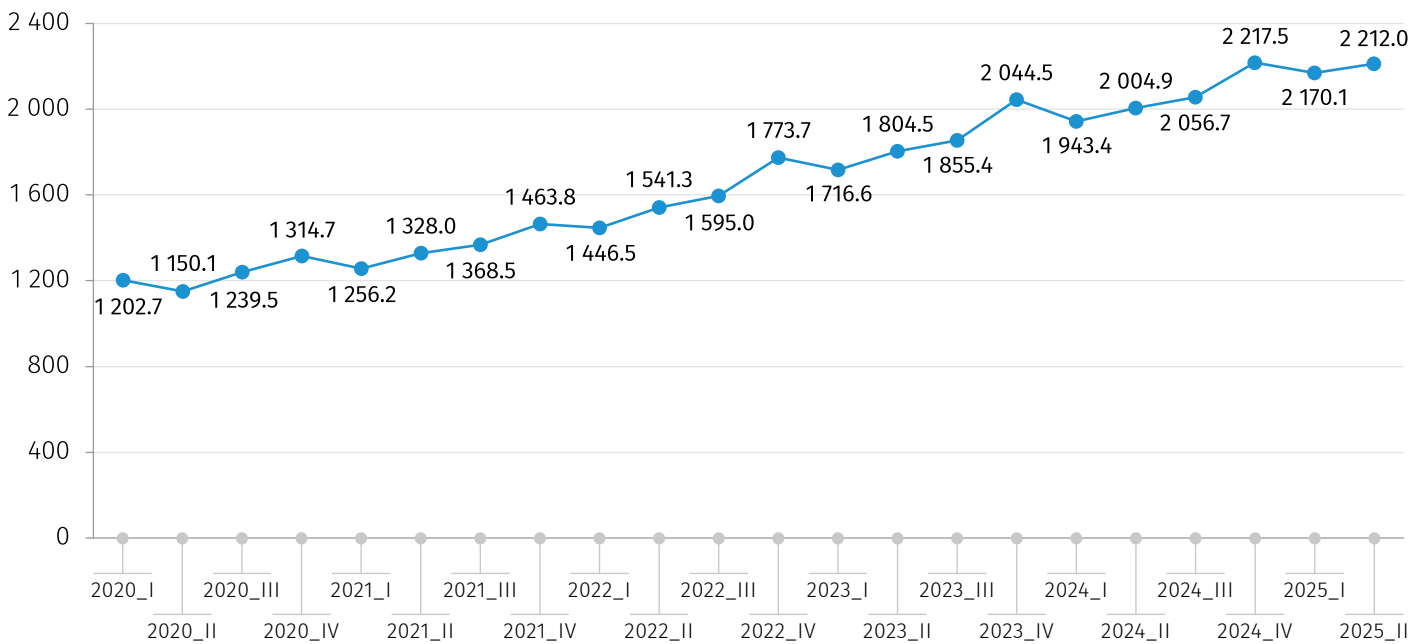
AVERAGE MONTHLY NOMINAL EARNINGS OF EMPLOYEES (II QUARTER, 2025)

In the II quarter of 2025, the average monthly nominal earnings in Georgia increased by 10.3 percent (207.1 GEL) compared to the same quarter of the previous year and amounted to 2 212.0 GEL.

The chart below presents the distribution of the average monthly earnings of employees in 2020-2025, by quarters.

CHART №1

AVERAGE MONTHLY EARNINGS BY QUARTERS (GEL)



NATIONAL STATISTICS OFFICE OF GEORGIA

15.09.2025

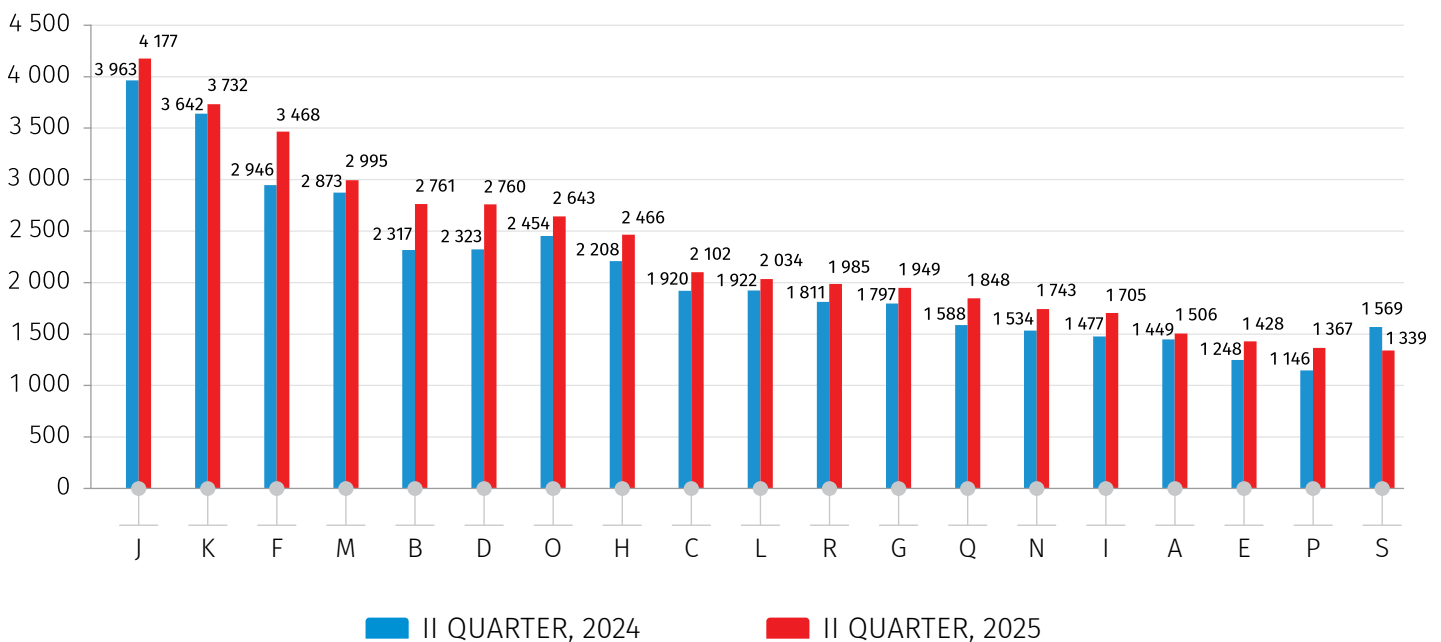
According to the economic activity the highest monthly earnings were observed in the following fields:

- Information and communication – 4 176.5 Gel (increased by 5.4 percent compared to the corresponding period of the previous year);
- Financial and insurance activities – 3 732.2 Gel (increased by 2.5 percent);
- Construction – 3 467.7 Gel (increased by 17.7 percent);
- Professional, scientific and technical activities – 2 995.3 Gel (increased by 4.3 percent).

The chart below presents the distribution of the average monthly earnings by economic activity in the II quarter of 2024-2025.

CHART №2

**AVERAGE MONTHLY EARNINGS BY ECONOMIC ACTIVITY
IN THE II QUARTER OF 2024-2025
(GEL)**



NATIONAL STATISTICS OFFICE OF GEORGIA

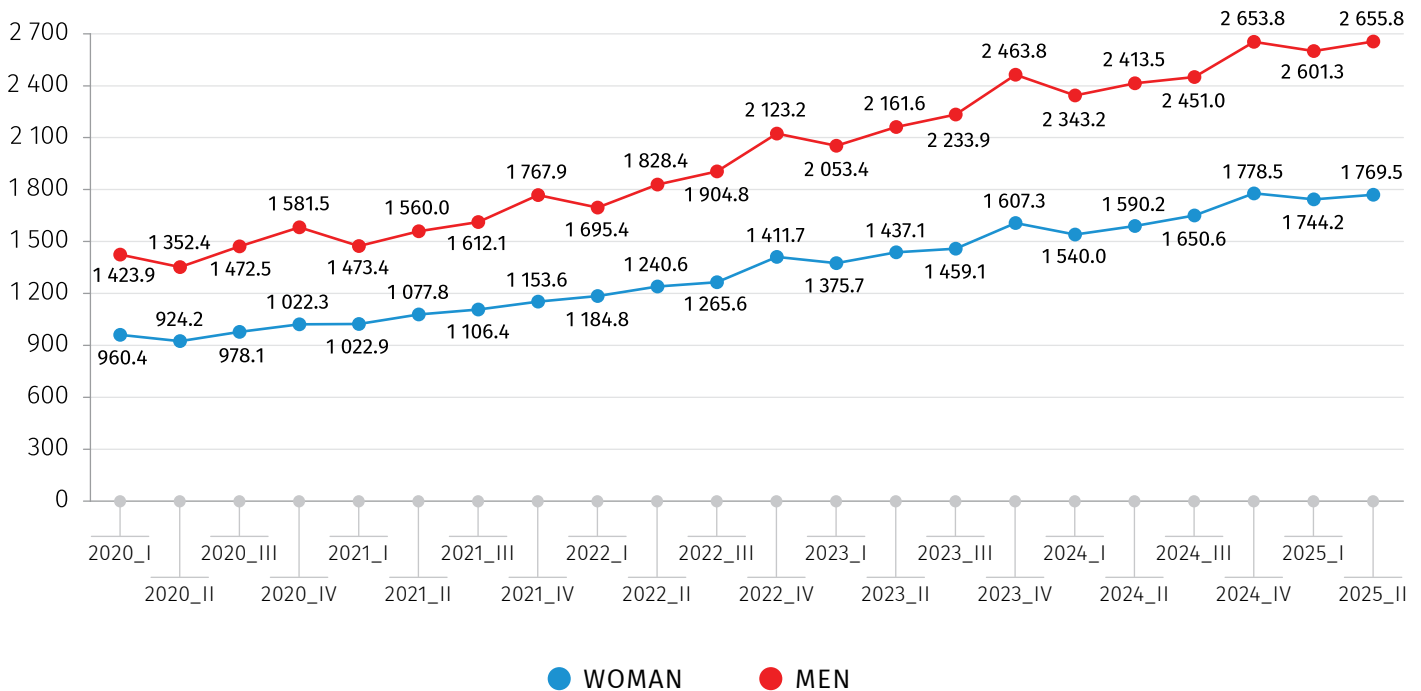
15.09.2025

In the second quarter of 2025, the average earnings for women equaled 1 769.5 GEL, while for men, they were 2 655.8 GEL. The annual earnings growth amounted to 179.3 GEL (11.3%) for women and 242.3 GEL (10.0%) for men. In most sectors, men's average monthly earnings were higher than women's.

The chart below presents the distribution of the average monthly earnings of employees by sex in 2020-2025, by quarters.

CHART №3

AVERAGE MONTHLY EARNINGS BY SEX
(GEL)



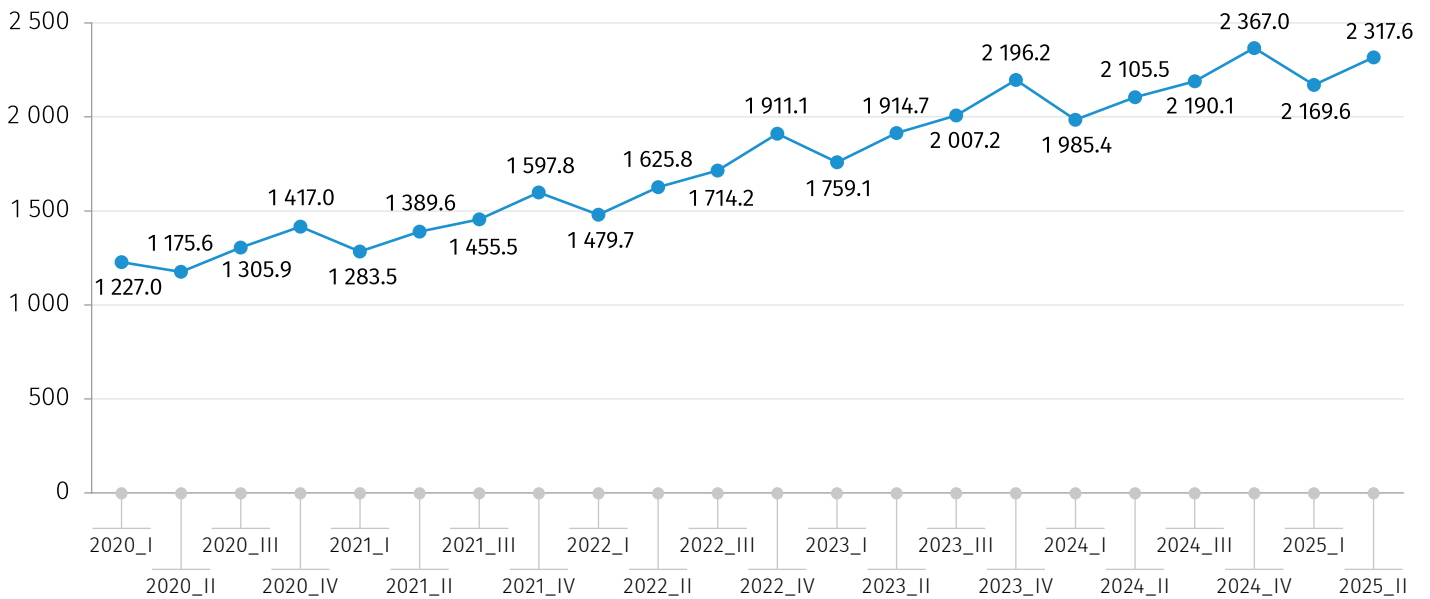
15.09.2025

In the II quarter of 2025, the average monthly earnings of employees in the business sector increased by 212.2 GEL (10.1%) and equaled 2 317.6 GEL. According to the economic activity, the highest monthly earnings were observed in Information and communication (4 234.4 Gel, increased by 4.3 percent compared to the corresponding period of the previous year) and Construction activities (3 472.6 GEL, increased by 17.7 percent).

The chart below presents the distribution of the average monthly earnings of employees in the business sector in 2020-2025, by quarters.

CHART №4

AVERAGE MONTHLY EARNINGS OF EMPLOYEES IN BUSINESS SECTOR
(GEL)



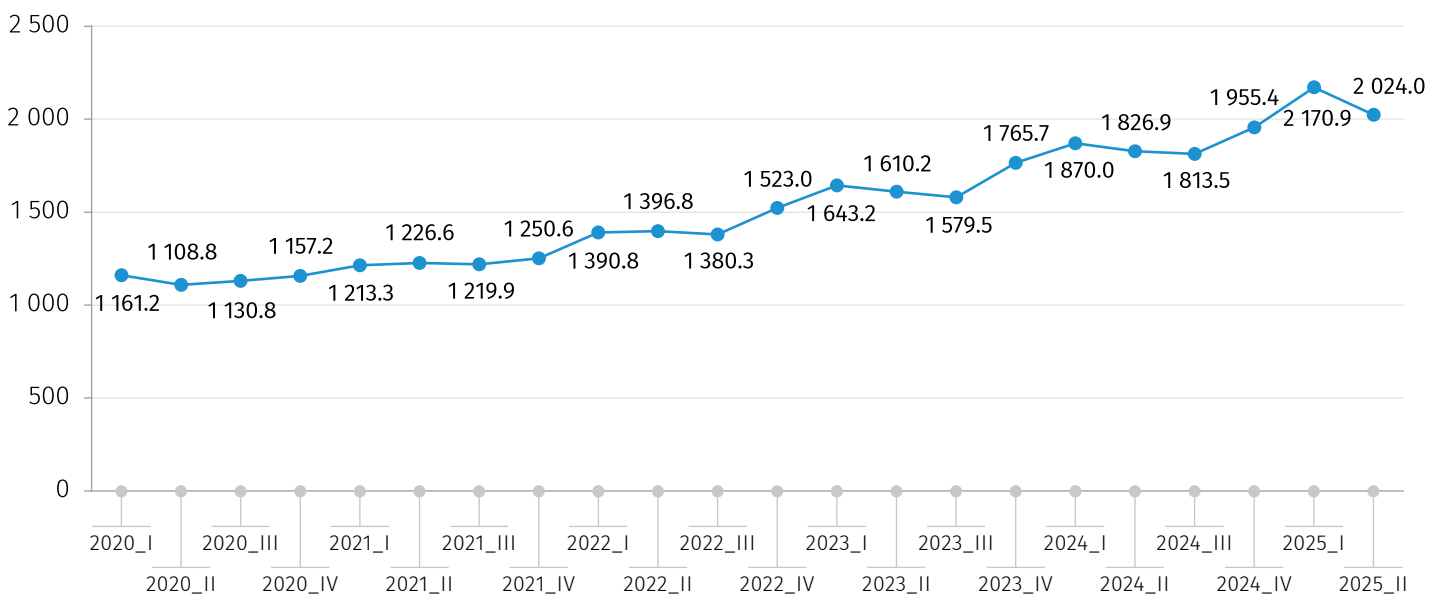
15.09.2025

In the second quarter of 2025, compared to the same quarter of the previous year, the average monthly earnings of employees in the non-business and financial sector increased by 197.1 GEL (10.8%) and amounted to 2 024.0 GEL. According to the economic activity, the highest monthly earnings were observed in the Financial and insurance activities.

The chart below presents the distribution of the average monthly earnings of employees in the non-business and financial sector in 2020-2025, by quarters.

CHART №5

**AVERAGE MONTHLY EARNINGS OF EMPLOYEES IN NON-BUSINESS
AND FINANCIAL SECTOR
(GEL)**



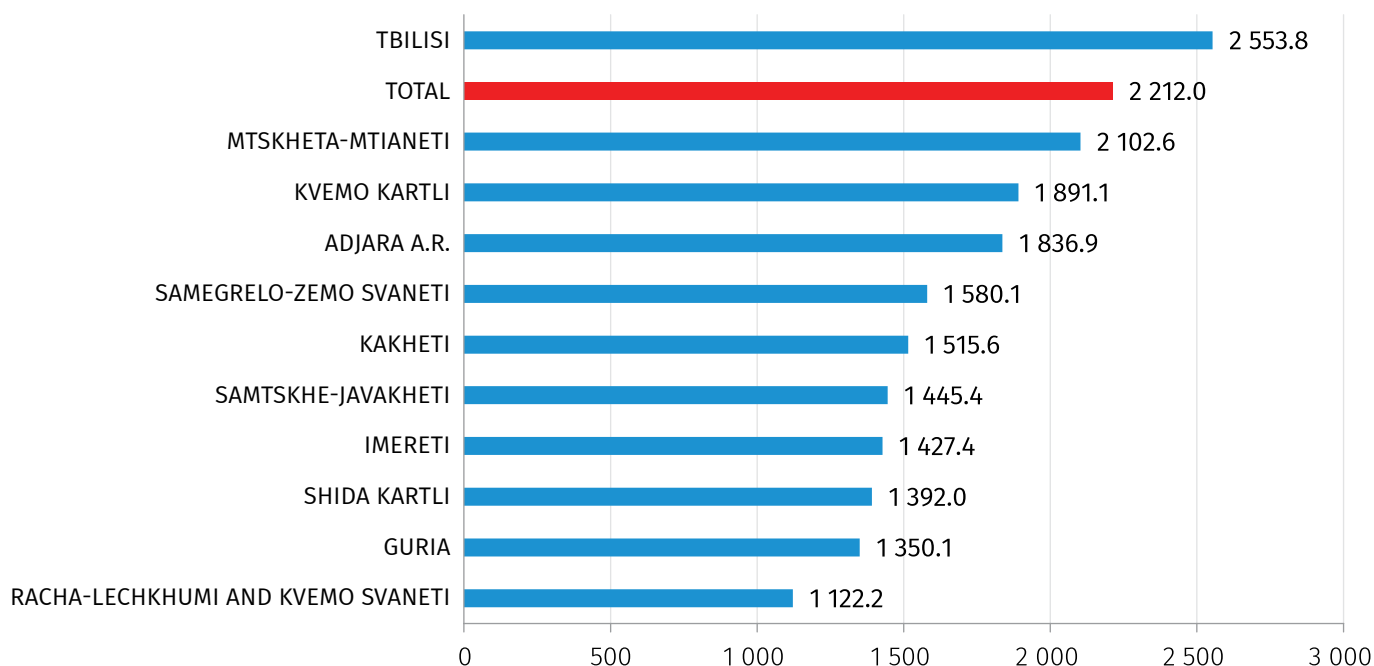
NATIONAL STATISTICS OFFICE OF GEORGIA

15.09.2025

Tbilisi and Mtskheta-Mtianeti regions are leading regions by the amount of average earnings. The chart below presents the distribution of the average monthly nominal earnings of employees by regions in the II quarter of 2025.

CHART №6

AVERAGE MONTHLY NOMINAL EARNINGS OF EMPLOYEES BY REGIONS*
(GEL)



*Some enterprises and organizations are represented by the location of the head office.

NATIONAL STATISTICS OFFICE OF GEORGIA

15.09.2025

NOTES

Classification of the economic activities used in the release is based on the European standard **NACE rev.2**

Definition of Sections:

A	Agriculture, forestry and fishing
B	Mining and quarrying
C	Manufacturing
D	Electricity, gas, steam and air conditioning supply
E	Water supply, sewerage, waste management and remediation activities
F	Construction
G	Wholesale and retail trade; repair of motor vehicles and motorcycles
H	Transportation and storage
I	Accommodation and food service activities
J	Information and communication
K	Financial and insurance activities
L	Real estate activities
M	Professional, scientific and technical activities
N	Administrative and support service activities
O	Public administration and defence; compulsory social security
P	Education
Q	Human health and social work activities
R	Arts, entertainment and recreation
S	Other service activities

CONTACT PERSONS:

Vasil Tsakadze, Tel.: (+995 32) 236 72 10 (600). E-mail: vtsakadze@geostat.ge

Mariam Kavelashvili, Tel.: (+995 32) 236 72 10 (020). E-mail: mkavelashvili@geostat.ge